


peaches

SAMPLE
INPUTS AND COSTS
for
PEARS, PLUMS and PEACHES
in
PLACER COUNTY, CALIFORNIA



UNIVERSITY OF CALIFORNIA
Farm Advisors Office
Auburn, California
January , 1959

FORWARD

The production standards for pears, plums, and peaches appearing in the following pages are based on studies conducted in Placer County and under similar conditions elsewhere. They were compiled and revised following consultation with representative local growers.

These schedules are not averages, but represent normal costs of production for established orchards of sufficient size to justify the expense of efficient equipment. (40 acres)

It is probable that the data would not represent actual costs for any particular enterprise in Placer County. They are presented as guides to normal expectancy, with estimated probable hours of labor for each operation. Material costs and taxes are based on 1958 rates. Drain tile is charged only in the highest production for each crop. The lower production figures represent savings in harvest and drainage which are more than offset by the lower production.

All labor in these studies is considered to be hired and appears at \$1.00 per hour for general labor, \$1.25 per hour for tractor and truck driver, and \$1.50 per hour for supervisory labor.

The cash costs (fuel, repairs, etc) for the 20 h.p. wheel tractor was estimated at \$0.80 per hour, for the 20 h.p. tracklayer at \$1.30 per hour, and for the spray rig at \$2.00 per hour. Interest and depreciation on these items is included in the investment schedules for each crop.

Philip S. Parsons
Extension Economist
University of California
Davis, California

Joseph W. Osgood
Farm Advisor
University of California
Placer County

SAMPLE COSTS TO PRODUCE BARTLETT PEARS IN PLACER COUNTY

Yield: 15 tons/acre; 125 trees/acre

Operation	Hours per acre	Labor	Fuel and repairs	Cash and Labor costs per acre		Total costs per acre
				Material		
Prune 30 min/tree	62.5	62.50				62.50
Brush removal	2.0	2.50	2.10			4.60
Fertilize	0.5	0.75	0.47	100 lbs. of Nitrogen @ 14¢	14.00	15.22
Spray 7 times	7.0	8.75	24.85	Spray material	64.90	98.50
Dust 3 times @ 0.4	1.2	1.50	1.44	3 times @ 25 lbs. 20-80	9.45	12.39
Cultivation: disk 2 times, mow 3 times	2.0	2.50	2.90			5.40
Irrigate 15 times	24.0	24.00		½ miners inch of water	27.50	51.50
Prop or wire	6.0	6.00	5.70			11.70
Taxes and Insurance					30.00	30.00
Miscellaneous	7.0	8.00	2.60		5.00	15.60
TOTAL CULTURAL	112.2	116.50	40.60		150.85	307.41
Harvest: Pick 600 boxes	120.0	120.00	9.80			129.80
Load and haul @ 8¢ per box	30.0	30.00	18.00			48.00
Supervise	5.0	5.25				6.25
TOTAL HARVEST	155.0	156.25	27.80			184.05
TOTAL CASH AND LABOR	267.2	272.75	67.86		150.85	491.46
<u>Investment</u>	<u>Per acre</u>	<u>Depreciation (Annual Costs)</u>	<u>Interest</u>			
Land	600.00	---	36.00			
Trees	900.00	25.00	27.00			
Irrigation	100.00	10.00	3.00			
Buildings	200.00	8.75	6.00			
Tractor and equipment	512.75	57.51	15.39			
Drainage	150.00	5.00	4.50			
	<u>2,462.75</u>	<u>106.26</u>	<u>91.89</u>			198.15
Cost per ton @ 15 tons/acre:	\$ 45.98	Total cost per acre @ 15 tons/acre				689.61
Cost per ton @ 10 tons/acre:	61.88	Total cost per acre @ 10 tons/acre				618.76
Cost per ton @ 5 tons/acre:	111.47	Total cost per acre @ 5 tons/acre				557.36

SAMPLE COSTS TO PRODUCE PLUMS IN PLACER COUNTY

Yield: 125 trees/acre 6 tons (428-28 lb. crates)

Operation	Hours per Acre	Cash and Labor Cost per Acre			Total cost per acre
		Labor	Fuel and Repairs	Materials	
CULTURAL					
Prune	41.5	41.50			41.50
Brush removal	2.0	2.50	2.10		4.60
Fertilizer	0.5	0.75	0.47	60 lbs. nitrogen 8.40	9.62
Thinning	94.0	94.00			94.00
Spray 2 times	2.0	2.50	6.10	23.16	31.76
Cultivate disk 2 times, mow 3 times	2.0	2.50	2.90		5.40
Irrigate 15 times	24.0	24.00		$\frac{1}{2}$ miner inch of water 27.50	51.50
Prop or wire	6.0	6.00	5.70	1.00	12.70
Insurance and Taxes				25.00	25.00
Misc. Hoe, replace trees, etc.	7.0	8.00	2.60	5.00	15.60
Total Cultural	179.0	181.75	19.87	90.06	291.68
HARVEST					
Pick \$1.00/hr. 3 box/hr.	100.0	100.00			100.00
Haul and load	15.0	15.00	12.00		27.00
Supervise	5.0	6.25			6.25
Total Harvest	120.0	121.25	12.00		133.25
TOTAL CASH AND LABOR COST	299.0	303.00	31.87	90.06	424.93
INVESTMENT Per Acre		Annual Cost			
Tractor and Equipment	512.75	Depreciation	57.51	Interest	15.39
Land	600.00				36.00
Trees	600.00		20.00		18.00
Buildings	200.00		8.75		6.00
Irrigation	100.00		10.00		3.00
Drainage	150.00		5.00		4.50
Total	2,162.75		101.26		82.89
Cost per ton at 6 tons/acre	\$101.51 or \$1.42/28 lb. crate	Total cost per acre 6 tons per acre			\$609.08
Cost per ton at 3 tons/acre	\$177.45 or \$2.49/28 lb. crate	Total cost per acre 3 tons per acre			\$532.35

SAMPLE COSTS TO PRODUCE FREESTONE PEACHES IN PLACER COUNTY

Yield: 125 trees/acre 15/tons/acre

Operation	Cash and Labor Cost per Acre				Total cost per acre
	Hours per Acre	Labor	Fuel and Repairs	Materials	
CULTURAL					
Prune - 20 min/tree	62.5	62.50			62.50
Brush removal	2.0	2.50	2.10		4.60
Fertilizer	0.5	0.75	0.47	100 lbs. of nitrogen @ 14¢	15.22
Thin 30 min/ tree	62.6	62.50			62.50
Spray 3 times	3.0	3.75	8.90		54.49
Cultivate disk 2 times, mow 3 times	2.0	2.50	2.90		5.40
Irrigate 10 times	15.0	15.00		½ miners inch of water	42.50
Props or wire	10.0	10.00	5.50		15.50
Tax and Insurance					25.00
Misc.	7.0	8.00	2.60		15.60
Total Cultural	164.5	167.50	22.47	113.34	303.31
HARVEST					
Pick \$1.00 hr. @ 6.0 box/ hr	116.6	116.60	4.10		120.70
Haul and load	32.0	32.00	24.00		56.00
Supervise	5.0	6.25			6.25
Total Harvest	153.6	154.85	28.10		182.95
TOTAL CASH AND LABOR COST	318.1	322.35	50.57	113.34	486.26

Annual Cost			
Investment	Per Acre	Depreciation	Interest
Tractor and equipment	512.75	57.51	15.39
Land	600.00		36.00
Trees	600.00	20.00	18.00
Buildings	200.00	8.75	6.00
Irrigation	100.00	10.00	3.00
Drainage	150.00	5.00	4.50
Total	2,162.75	101.26	82.89
Cost per ton @ 15 tons/acre:	\$44.70	Total cost per acre @ 15 tons/acre	
Cost per ton @ 7.5 tons/acre:	75.93	Total cost per acre @ 7.5 tons/acre	
			184.15
			670.44
			569.44

CLINGSTONE PEACHES

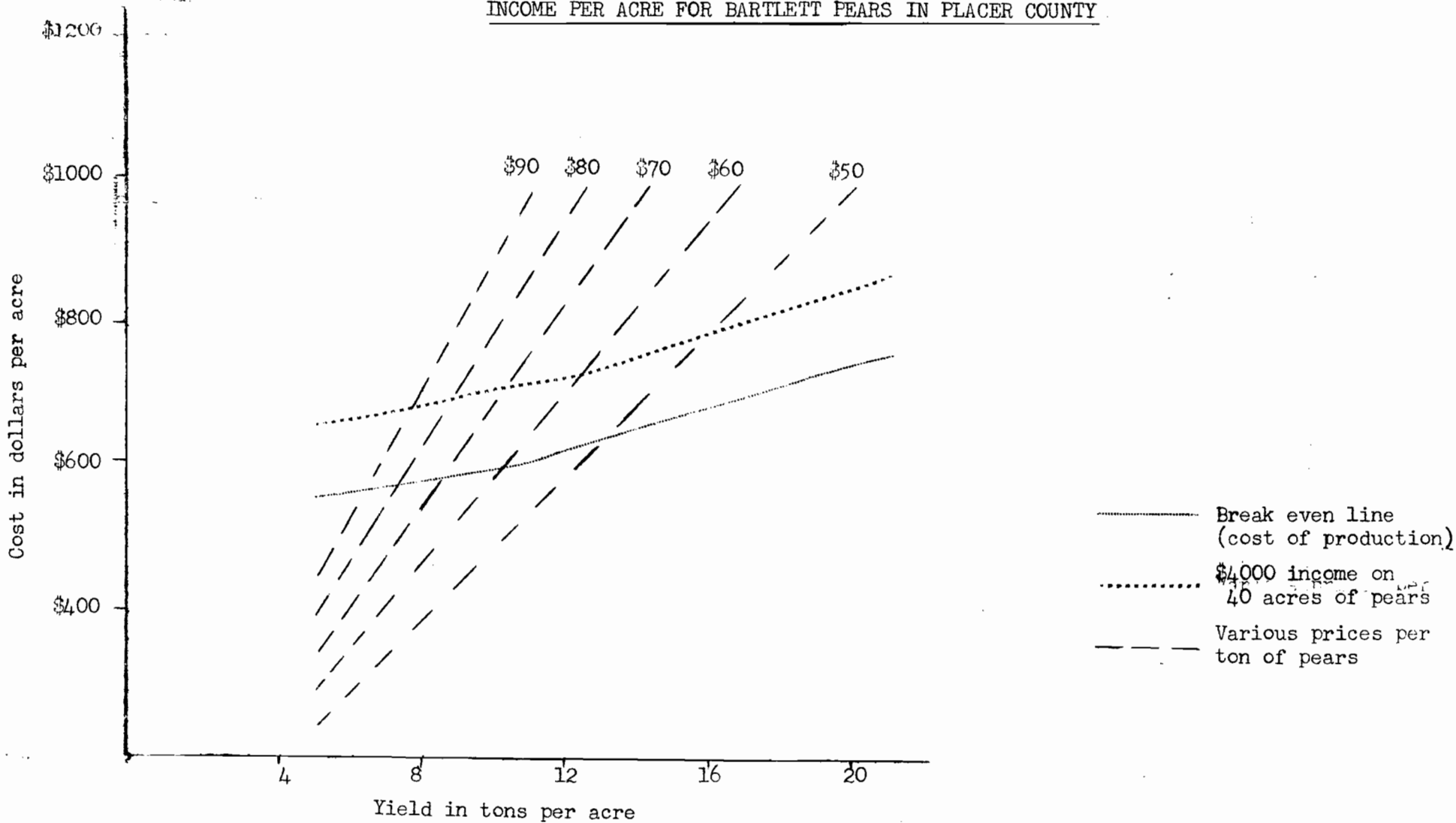
Total cultural cost for freestone peaches @ 15 tons/acre	\$303.31
15% green drop @ 1/2 hr. per tree	<u>8.50</u>
Total Cultural cost for clingstone peaches	\$311.81
Harvest 12 3/4 tons of clingstone peaches	<u>156.82</u>
Total cash and labor cost for clingstone peaches	\$468.63
Depreciation and interest	\$184.15
Cost per ton @ 12 3/4 tons/acre: \$51.20	
Total cost per acre	\$652.78
Cost per ton @ 6 1/3 tons/acre: \$88.87	
Total cost per acre	\$562.87

INVESTMENT FOR FRUIT PRODUCTION IN PLACER COUNTY

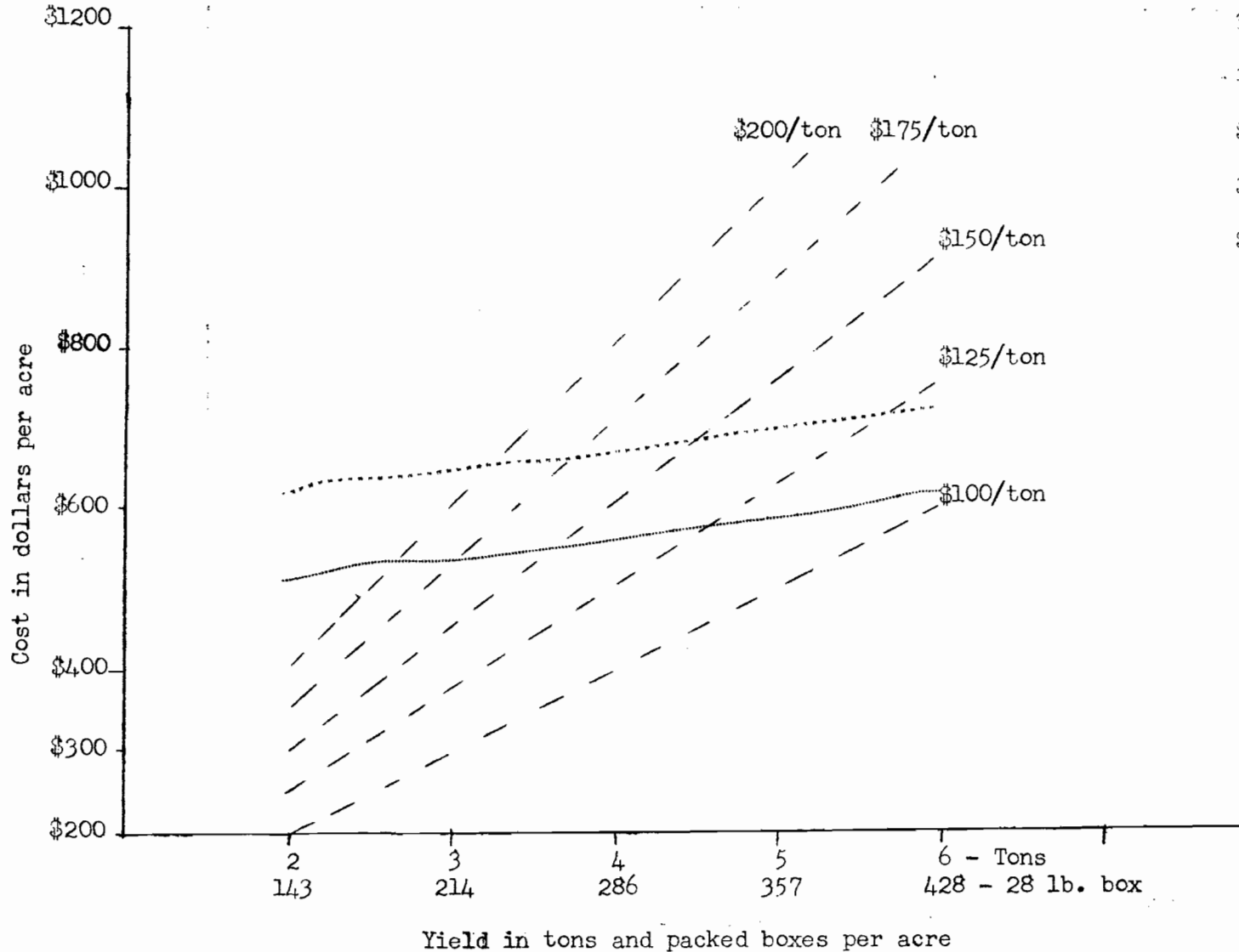
Based on 40 acres

Item	Original Cost		Years life	Non-Cash Overhead		
	Total	Per acre		Depreciation	6% Interest	Total
Wheel 20 hp. gas tractor	\$2600	\$65.00	15	\$ 4.33	\$1.95	\$6.28
Track tractor 20 hp. gas	3800	95.00	15	6.33	2.85	9.18
Speed Sprayer 400 gal.	4000	100.00	10	10.00	3.00	13.00
Duster	800	20.00	15	1.33	.60	1.93
Disk	750	18.75	6	3.12	.57	3.69
Mower	360	9.00	10	.90	.27	1.17
Orchard trailer	500	12.50	10	1.25	.38	1.63
Truck 1½ tons	2800	70.00	10	7.00	2.10	9.10
Props	4000	100.00	5	20.00	3.00	23.00
Buck rake	150	3.75	10	.37	.11	.48
Fertilizer Spreader	350	8.75	10	.88	.26	1.14
Misc. equipment	400	10.00	5	2.00	.30	2.30
Total Equipment	\$20,510	\$512.75		\$57.51	\$15.39	\$72.90
Labor quarters	\$5000	\$125.00	20	\$6.25	\$3.75	\$10.00
Shop and storage	3000	75.00	30	2.50	2.25	4.75
Total Buildings	\$8000	\$200.00		\$8.75	\$6.00	\$14.75
Land	\$24,000	\$600.00			\$36.00	\$36.00
Trees	36,000	900.00	40	25.00	27.00	52.00
Land and trees	\$60,000	\$1,500.00		\$25.00	\$63.00	\$88.00
Irrigation	\$4000	\$100.00	10	\$10.00	\$3.00	\$13.00
Drainage	6000	150.00	30	5.00	4.50	9.50
Irrigation and Drainage	\$10,000	\$250.00		\$15.00	\$7.50	\$22.50
TOTAL INVESTMENT	\$98,510	\$2,462.72		\$ 106.26	\$91.89	\$198.15

INCOME PER ACRE FOR BARTLETT PEARS IN PLACER COUNTY



INCOME PER ACRE FOR PLUMS IN PLACER COUNTY



\$200/ton	\$2.80 per 28 lb. box
\$175/ton	\$2.45 per 28 lb. box
\$150/ton	\$2.10 per 28 lb. box
\$125/ton	\$1.75 per 28 lb. box
\$100/ton	\$1.40 per 28 lb. box

- break even line (cost of production)
- \$4,000 income on 40 acres of plums
- - - - - Various prices per ton of plums

INCOME PER ACRE FOR PEACHES IN PLACER COUNTY

