

*A. D. Reed*

BF-IR-67-5

# BEEF RANCH COST COMPARISONS PLUMAS-SIERRA COUNTIES

PRINTED

By

**CARL W. RIMBEY, FARM ADVISOR**

And

**A. D. REED, EXTENSION ECONOMIST**



**AGRICULTURAL EXTENSION SERVICE  
UNIVERSITY OF CALIFORNIA  
Quincy, California  
September 1967**

UC Cooperative Extension

C O N T E N T S

	Page
Introduction: Beef Ranch Cost Comparisons - - - - -	1
Summary - - - - -	2
Cow Herd In Plumas-Sierra Counties Year Around Calve In Spring - Sell Weaner Calves - - - - -	3
Cow Herd Wintering In Sacramento Valley Summer In Plumas-Sierra Counties Calve In Winter - Sell Weaners - - - - -	4
Cow Herd Wintering In Sacramento Valley Summer In Plumas-Sierra Counties Calve In Spring - Sell Yearlings - - - - -	5
Cow Herd Wintering In Sacramento Valley Summer In Plumas-Sierra Counties Calve In Fall - Sell Weaners - - - - -	6
Estimated Bull Expense - - - - -	7
Estimated Costs To Raise Replacement Heifers - - - - -	7

# I N T R O D U C T I O N

## BEEF RANCH COST-COMPARISONS

Most beef ranch operators have different management practices to choose from. This publication gives estimated income and expenses in several alternative methods of operation:

1. In Plumas-Sierra Counties the year around; sell weaners.
2. Summer in Plumas-Sierra Counties, winter in Sacramento Valley:
  - a. Calving in winter, selling weaners
  - b. Calving in spring, selling yearlings
  - c. Calving in fall, selling weaners

Plus cost of:

1. Keeping breeding bulls
2. Raising replacement heifers

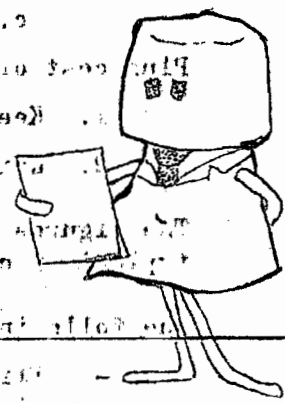
The figures are not averages at a single ranch or group of ranches. They are typical of conditions found in the area with good management.

The following explanations cover the basis for arriving at the various figures:

- Selling weights are those which should be obtainable with the feed available and the management practices assumed.
- Selling prices are assumed levels for the foreseeable future.
- Feed costs are based on rental rates on range and market price for hay rather than on the costs of production.
- Replacement bull costs are based on buying good range bulls. Sales of cull bulls is shown as an income rather than figuring annual depreciation on the bulls. (Depreciation has been calculated in the cost of breeding bulls.)
- The labor cost covers all labor and includes family or hired at the current wage rate.
- Shipping costs are for moving the cattle back and forth between Plumas-Sierra Counties and the Sacramento Valley.
- Veterinary and medicine are estimated to cover all medical expenses.
- Taxes are shown only for the livestock. Taxes on land and equipment would be included in the cost of the feed and the annual equipment cost.
- Horse expense includes cash and overhead costs of owning the animals.
- Equipment expense is the total cost of owning and operating equipment which can be charged to the beef enterprise. It does not include the cost of equipment used for raising hay or irrigating pasture.
- Miscellaneous overhead covers office, accounting, legal, organization dues, and other costs not covered in the other cost items.
- Interest has been calculated at 6% on the value of the livestock.
- Management has been calculated at 5% of the gross income.

Y O U R S U M M A R Y

Item	Sacramento				Cost Per Breeding Bull	Cost Per Replacement Heifer
	Plumas-Sierra		Valley			
	Sierra	Calve Spring	Calve Spring	Calve Fall		
	Year Around	Year Sell Weaners	Year Sell Yearlings	Year Sell Weaners		
Number of Cows	100	100	100	100		
Calf Crop - %	90	90	90	90		
Mortality - %	1	1	1	1		
Replacement - %	15	15	15	15		
Selling Weights						
Steers	425	500	800	600		
Heifers	400	450	725	550		
Selling Price						
Steers	\$26.	\$26.	\$24.	\$24.		
Heifers	23.	23.	21.	21.		
<b>Income</b>						
Steers	\$ 4,973.	\$ 5,850.	\$ 8,640.	\$ 6,480.		
Heifers	2,668.	3,002.	4,415.	3,350.		
Cows 1,000 @ Price?	2,100.	2,100.	2,100.	2,100.		
Bulls No. @ Price?	285	285	285	285		
<b>Total</b>	<b>\$10,026.</b>	<b>\$11,237.</b>	<b>\$15,440.</b>	<b>\$12,215.</b>		
<b>Expense</b>						
Range	\$ 4,070.	\$ 6,274.	\$ 8,733.	\$ 5,774.	\$ 54.00	\$ 45.55
Cottonseed Meal	49.	49.	49.	49.		3.30
Hay	4,500.	—	—	4,400.		
Salt	50.	50.	50.	50.	.50	1.50
<b>Total Feed</b>	<b>\$ 8,669.</b>	<b>\$ 6,373.</b>	<b>\$ 8,832.</b>	<b>\$ 7,273.</b>	<b>\$ 54.50</b>	<b>\$ 50.35</b>
Replacement Bull	450.	450.	450.	450.		
Labor	1,500.	1,500.	1,500.	1,500.	20.00	10.00
Shipping	—	581.	776.	671.		4.57
Veterinary & Medicine	100.	100.	100.	100.		1.50
Taxes on Livestock	150.	150.	200.	187.		1.50
Horse	200.	200.	200.	200.		.50
Equipment	500.	500.	500.	500.		2.00
Misc. Overhead	300.	300.	300.	300.		3.00
Interest on Livestock	1,479.	1,479.	1,983.	1,857.	27.00	7.25
Management	501.	501.	772.	611.		
Depreciation	—	—	—	—	33.00	
Mortality	—	—	—	—	4.50	1.38
Weaner Heifer	—	—	—	—		103.50
Breeding	—	—	—	—		6.80
<b>Total Expense</b>	<b>\$13,849.</b>	<b>\$12,134.</b>	<b>\$15,613.</b>	<b>\$13,649.</b>	<b>\$159.95</b>	<b>\$192.35</b>
<b>Net Income</b>	<b>-3,823.</b>	<b>-897.</b>	<b>-173.</b>	<b>-1,434.</b>		



COW HERD IN PLUMAS-SIERRA COUNTIES YEAR AROUND

CALVE IN SPRING -- SELL WEANER CALVES

Based on 100 Cows -- 90% Calf Crop, 1% Mortality, 15% Replacement

Calendar: October 1 -- November 30 -- Hay stubble,

December 1 -- March 31 -- Hay

March 1 -- May 30 -- Calve ?

April 1 -- September 30 -- Meadow pasture

October 15 -- November 15 -- Sell

Income -


Steers	45 @	425 lbs	19,125 lbs.	@ 26¢	\$4,973.
Heifers	29 @	400 lbs	11,600 lbs.	@ 23¢	2,668.
Cull Cows	14 @	1,000 lbs	14,000 lbs.	@ 15¢	2,100.
Cull Bulls	1 @	1,500 lbs	1,500 lbs.	@ 19¢	285.
<b>Total</b>	<b>89</b>		<b>46,625</b>		<b>\$10,026.</b>

Expenses -

Feed

Mountain Valley Pasture	630 hd. mo.	@ \$5.00	\$3,150.
	90 hd. mo.	@ 3.50	315.
Hay Aftermath	242 hd. mo.	@ 2.50	605.
Hay	180 tons	@ \$25	4,500.
Cottonseed Meal	1,200 lbs	@ \$4.10 cwt	49.
Salt			50.
<b>Total Feed</b>			<b>\$8,669.</b>

Replacement Bull	1 @ \$450	\$450.
Labor		1,500.
Shipping		100.
Veterinary and Medicine		100.
Taxes		150.
Horses	2 @ \$100	200.
Equipment		500.
Miscellaneous overhead		300.
Interest on investment		
Cows	100 @ \$200	\$20,000.
Bulls	5 @ 450.	2,250.
Heifers	15 @ 192.	2,880.
<b>Total</b>		<b>\$25,130.</b>
Management 5% of \$10,026.		501.
<b>Total Cost</b>		<b>\$13,878.</b>
<b>Net</b>		<b>-3,852.</b>



COW HERD WINTERING IN SACRAMENTO VALLEY--SUMMER IN PLUMAS-SIERRA COUNTIES

BUY CALVES IN WINTER--SELL WEANERS

Based on 7100 Cows in 90% Calf Crop, 11% Mortality, 15% Replacement

Calendar: November 15 - March 10 used Valley; Foothill Range  
 January 1 - March 31 used Calving  
 May 10 - November 15 used Mountain Valley Pasture  
 September 01 used - Sell

<u>Income -</u>					
.700 Steers	- 45 @ -	\$500 lbs	\$22,500	lbs @ .26¢	\$5,850.
.800 Heifers	- 29 @ -	\$450 lbs	\$13,050	lbs @ .23¢	\$3,002.
.000 Cull Cows	- 14 @ -	\$1,000 lbs	\$14,000	lbs @ .15¢	\$2,100.
.228 Cull Bull	- 1 @ -	\$1,500 lbs	\$1,500	lbs @ .19¢	\$285.
<u>.000,0</u> Total	<u>89</u>		<u>\$51,050.</u>		<u>\$11,237.</u>

<u>Expense -</u>					
<u>Feed:</u>					
.001 Valley Foothill Range	612 hd. mo.	@ \$4.00	\$2,448.		
.002 "	188 hd. mo.	@ 3.00	264.		
.003 Mountain Valley Pasture	648 hd. mo.	@ 5.00	\$3,240.		
.004 "	92 hd. mo.	@ 3.50	322.		
.005 Cottonseed Meal	1200 lbs	@ \$4.10	\$49.		
.006 Salt			50.		
<u>.000,0</u> Total Feed			<u>\$6,373.</u>		
.007 Replacement Bull	1 @ \$450		\$450.		
.008 Labor			\$1,500.		
-- Shipping	-252,500 lbs. @ 23¢		\$581.		
.009 Veterinary & Medicine			\$100.		
.010 Taxes			\$150.		
.011 Horses	2 @ \$100		\$200.		
.012 Equipment			\$500.		
.013 Miscellaneous Overhead			\$300.		
<u>Interest on Investment</u>					
Cows	100 @ \$200		\$20,000.		
Bulls	5 @ 450		\$2,250.		
Heifers	15 @ 192		\$2,880.		
<u>.007,1</u> Total			<u>\$25,130.</u>	@ 6% rate	1,508.
<u>.008 Management</u>	--5% of \$11,237.				\$562.
<u>.009,0</u> Total Cost					<u>\$12,224.</u>
<u>.010,0</u> Net					<u>-987.</u>



COW HERD WINTERING IN SACRAMENTO VALLEY - SUMMER IN PLUMAS-SIERRA COUNTIES

CALVE IN SPRING - SELL WEANERS

Based on 100 Cows - 90% Calf Crop, 1% Mortality, 15% Replacement

Calendar: November 15 - May 10 Valley Foothill Range  
 January 1 - March 31 Calving  
 May 10 - November 15 Mountain Valley Pasture  
 September 1 - 30 Sell

Income -


Steers	45 @	800 lbs.	-	36,000 lbs.	@	24¢	-	-	-	-	\$ 8,640.
Heifers	29 @	725 lbs.	-	21,025 lbs.	@	21¢	-	-	-	-	4,415.
Cull Cows	14 @	1,000 lbs.	-	14,000 lbs.	@	15¢	-	-	-	-	2,100.
Bulls	1 @	1,500 lbs.	-	1,500 lbs.	@	19¢	-	-	-	-	285.
<b>Total</b>	<b>89</b>			<b>72,525</b>							<b>\$15,440.</b>

Expense -

Feed:

Valley Foothill Range	612 head months @ \$4.00	\$2,448.
Mountain Valley Pasture	525 head months @ 3.00	1,575.
	648 head months @ 5.00	3,240.
	420 head months @ 3.50	1,470.
Cottonseed Meal	1200 lbs. @ \$4.10 cwt.	49.
Salt		50.
<b>Total Feed</b>		<b>\$8,832.</b>

Replacement Bull	1 @ \$450	450.
Labor		1,500.
Shipping - 337,250 lbs.	@ 23¢ cwt.	776.
Veterinary and Medicine		100.
Taxes		200.
Horses	2 @ \$100	200.
Equipment		500.
Miscellaneous Overhead		300.
Interest on Investment:		
Cows	100 @ \$200.	\$20,000.
Bulls	5 @ 450.	2,250.
Calves	90 @ 120.	10,800.
Total		<u>\$33,050.</u>
	@ 6%	1,983.
Management	5% of \$15,440.	772.
<b>Total Cost</b>		<b>\$15,613.</b>
<b>Net</b>		<b>-173.</b>



COW HERD WINTERING IN SACRAMENTO VALLEY - SUMMER IN PLUMAS-SIERRA COUNTIES

CALVE IN FALL - SELL WEANERS


Based on 100 Cows (90% Calf Crop, 1% Mortality, 15% Replacement)

Calendar: November 15 - May 10 Valley Foothill Range  
 December 1 - February 28 Supplemental Hay  
 September - October 1 Calve  
 May 10 - November 15 Mountain Meadow Pasture  
 September 1 - 30 Sell

<u>Income</u>			
Weaner Steers	45 @ 600 lbs.	27,000 lbs. @ 24¢	\$6,480.
Weaner Heifers	29 @ 550 lbs.	15,950 lbs. @ 21¢	3,350.
Cull Cows	14 @ 1,000 lbs.	14,000 lbs. @ 15¢	2,100.
Bulls	1 @ 1,500 lbs.	1,500 lbs. @ 19¢	285.
<b>Total</b>	<b>89</b>	<b>58,450</b>	<b>\$12,215</b>

<u>Expense</u>			
Valley Foothill Range	1487 head months	@ \$4.00	\$ 1,948.
Mountain Valley Pasture	88 head months	@ 3.00	264.
	648 head months	@ 5.00	3,240.
	92 head months	@ 3.50	322.
Cottonseed Meal	1200 lbs.	@ \$4.10 cwt.	49.
Hay	50 ton @ \$28.	125 a.u.m.	1,400.
Salt			50.
<b>Total Feed</b>			<b>\$7,273.</b>
Replacement Bull	1 @ \$450.		450.
Labor			1,500.
Shipping	291,875 lb. @ 23¢		671.
Veterinary and Medicine			100.
Taxes			187.
Horses	2 @ \$100.		200.
Equipment			500.
Miscellaneous Overhead			300.
Interest on Investment:			
Cows	100 @ \$200	\$20,000.	
Bulls	5 @ 450	2,250.	
Calves	90 @ 70	6,300.	
Heifers	15 @ 192	2,880.	
<b>Total</b>		<b>\$31,430.</b>	@ 6% Int. 1,886.

Management	5% of \$12,215.		611.
<b>Total Cost</b>			<b>\$13,678.</b>
<b>Net</b>			<b>-1,463.</b>





ESTIMATED BULL EXPENSE

<u>Annual Cost</u>	<u>Per Bull</u>
Feed: Summer Range 6 months @ \$5.	\$ 30.00
Winter Range 6 months @ \$4.	24.00
Salt	.50
Total Feed	<u>\$ 54.50</u>
Labor	20.00
Shipping - 2 times 3,000 lb. @ 23¢	6.90
Veterinary and Medicine	1.00
Taxes	3.00
Horse	2.00
Equipment	5.00
Miscellaneous Overhead	3.05
Mortality 1% of \$450.	4.50
Depreciation \$450 - 285 = \$165. for 5 years	33.00
Interest \$367.50 @ 6%	<u>22.05</u>
Total Cost	<u>\$ 155.00</u>
Per Cow (24)	6.25



ESTIMATED COSTS TO RAISE REPLACEMENT HEIFERS

Based on spring born calves weaned in fall and calving as two-year olds.

Expense Per Heifer -

Weaner Heifer, 6 months old	450 lbs. @ 23¢	-	\$ 103.50
Mortality 1-1/3%		-	1.38
Total cost of heifer calf		-	<u>\$ 104.88</u>
Feed: Fall	1/2 month @ \$3.50	\$ 1.75	
Winter Range	5 1/2 months @ 3.00	16.50	
Summer Range	6 1/2 months @ 3.50	22.75	
Winter Range	1 1/2 months @ 3.00	4.50	
Cottonseed Meal	80 lbs @ 4.10	3.50	
Salt		<u>1.50</u>	
Total	14 Months	\$50.30	50.30
Labor		-	10.00
Shipping 3 times	1986 pounds @ 23¢	-	4.57
Veterinary and Medicine		-	1.50
Breeding		-	6.80
Taxes		-	1.50
Horse		-	.50
Equipment		-	2.00
Miscellaneous Overhead		-	3.00
Interest \$103.50 for 14 months @ 6%		-	<u>7.25</u>
Total Cost			<u>\$ 192.30</u>

