

WEANER BEEF STEER OPERATION

(100 head)

Purchased Oct. 1 - Sold Aug. 15

	Total	Per Steer	My Ranch	
			Per Steer	Total for Steers
Income				
99 steers - 945 lbs. + 93,555 lbs. 24¢	22,453.20	224.53		
Operating Costs				
1. Weaner Calves 100 400 lbs. = 40,000 lbs. @ 27¢	10,800.00	108.00		
2. Concentrates - Cottonseed Meal 4½ T @ 73¢	328.50	3.28		
Rolled Barley 63½ T @ 45¢	2,857.50	28.58		
3. Irrigated Pasture - 263 A.U.M. @ 7.68	2,019.84	20.20		
4. Misc., Vet., office, gas, insurance, repairs, etc.	340.00	3.40		
5. Taxes - 100 steers @ 2.25	225.00	2.25		
Land (annual range) 200 A @ 1.25 @ 6%	376.00	3.76		
6. Interest Paid - Cattle 10,800 @ 6% for 10½ months	567.00	5.67		
Concentrates 3185.00 @ 6% for 4 mo.	63.72	.64		
Total Cash Operating Costs	17,577.56	175.78		
Depreciation				
1. Fences 3000.00 @ 5%	150.00	1.50		
2. Equipment 2000.00 @ 6.7%	134.00	1.34		
3. Buildings & Convals 1200.00 @ 5%	60.00	.60		
Total Depreciation	344.00	3.44		
Total Cost of Production	17,921.56	179.22		
Farm Income*	4,875.64	45.31		

* Not including interest on investment & family labor

OPERATIONS CALENDAR

	Weight	Daily Gain	Total Gain	Daily ration
Oct. 1 to Feb. 1	400 lbs.	1 lb.	120 lbs.	Annual range + 1½ lbs. c.s. meal + ½ lb. rolled barley. Gradually change to ½ lb. c.s. meal & 1½ lbs. rolled barley
Feb. 1 to Mar. 1	520 lbs.	1½ lbs. +	40 lbs.	Annual range
Mar. 1 to May 1	560 lbs., 680 lbs.	2 lbs., 2½ lbs.	120 lbs., 265 lbs.	Irrigated Pasture Irrigated Pasture & full fed (self feeding) Rolled barley. Cattle will eat about 1½ lbs. per head per day.
Aug. 15 to Aug. 15	945 lbs.			Sell Cattle

Production Costs and Yields listed in this leaflet and in others of this series are approximate and not intended to represent any specific ranch nor the average for Placer County.

The Sample Costs are based on a 230 acre operation with 26 acres of irrigated pasture and 200 acres of dry land pasture. Weaned calves averaging 400 lbs. each and purchased Oct. 1st receive dry range pasture and are supplemented with 1 lb. cottonseed meal and $\frac{1}{2}$ lb. rolled barley per day. The calves are gradually changed to $\frac{1}{2}$ lb. cottonseed meal and $1\frac{1}{2}$ lbs. barley by Feb. 1st when good grass should be available. No grain is fed from Feb. 1st until May 1st. The cattle go on good irrigated pasture May 1st at the rate of 3-4 head per acre and are self fed rolled barley until Aug. 15th when they are sold.

Note: Costs of irrigated pasture is taken from "Sample Costs to produce Irrigated Pasture," flood irrigated - Western Placer County.

Sample Costs of Production can help you:

- * Analyze the various enterprises best fitting your farm's resources.
- * Budget for cash operating expenses.

Use the space provided entitled "My Ranch" to compare your operation with the one shown on this leaflet.

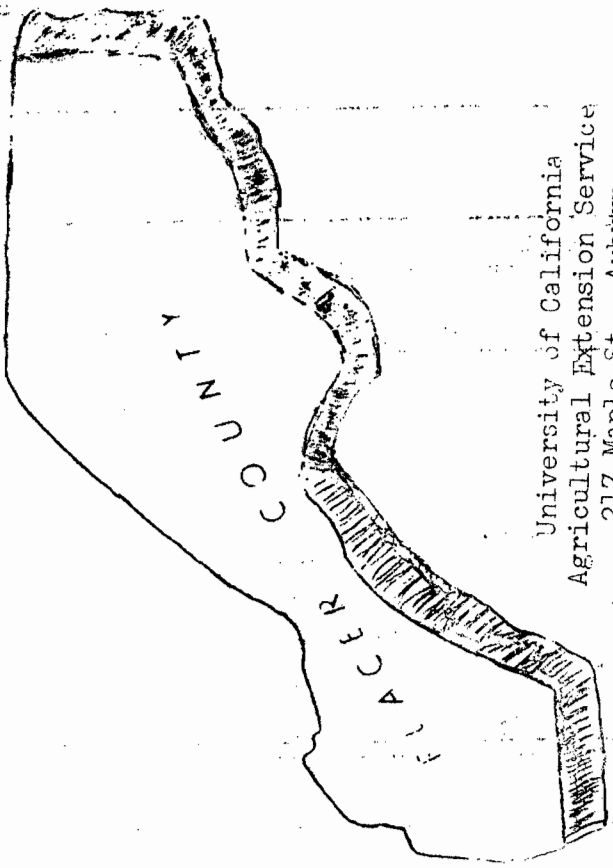
Cooperative Extension Work in Agriculture and Home Economics, College of Agriculture, University of California, and United States Department of Agriculture cooperating. Distributed in furtherance of the Acts of Congress of May 8, and June 30, 1914. George B. Alcorn, Director, California Agricultural Extension Service.

1/63 - 350 copies

SAMPLE PRODUCTION COSTS

W E A N E R B E E F

S T E E R O P E R A T I O N



University of California
Agricultural Extension Service
217 Maple St., Auburn

WEANER BEEF STEER OPERATION

(100 head)

Purchased Oct. 1 - Sold Aug. 15

	Total	Per Steer	My Ranch	
			Per Steer	Total for Steers
<u>Income</u>				
99 steers - 945 lbs. + 93,555 lbs. 24¢	22,453.20	.224.53		
<u>Operating Costs</u>				
1. Weaner Calves 100 400 lbs. = 40,000 lbs. @ 27¢	10,800.00	108.00		
2. Concentrates - Cottonseed Meal 4½ T @ 73¢ Rolled Barley 63½ T @ 45¢	328.50	3.28		
3. Irrigated Pasture - 263 A.U.M. @ 7.68	2,857.50	28.58		
4. Misc., Vet., office, gas, insurance, repairs, etc.	2,019.84	20.20		
5. Taxes - 100 steers	340.00	3.40		
Land (annual range) 200 A @ .125 6%	225.00	2.25		
6. Interest Paid - Cattle 10,800 @ 6% for 10½ months	376.00	3.76		
Concentrates 3186.00 @ 6% for 4 mo.	567.00	5.67		
	63.72	.64		
<u>Total Cash Operating Costs</u>	17,577.56	175.78		
<u>Depreciation</u>				
1. Fences 3000.00 @ 5%	150.00	1.50		
2. Equipment 2000.00 @ 6.7%	134.00	1.34		
3. Buildings & Corrals 1200.00 @ 5%	60.00	.60		
<u>Total Depreciation</u>	344.00	3.44		
<u>Total Cost of Production</u>	17,921.56	179.22		
<u>Farm Income*</u>	4,875.64	45.31		

* Not including interest on investment & family labor

OPERATIONS CALENDAR

	Weight	Daily Gain	Total Gain	Daily ration
Oct. 1 to Feb. 1	400 lbs.	1 lb.	120 lbs.	Annual range + 1½ lbs. c.s. meal + ½ lb. rolled barley. Gradually change to ½ lb. c.s. meal & 1½ lbs. rolled barley
Feb. 1 to Mar. 1	520 lbs.	1½ lbs. +	40 lbs.	Annual range
Mar. 1 to May 1	560 lbs.	2 lbs.	120 lbs.	Irrigated Pasture
May 1 to Aug. 15	680 lbs.	2½ lbs.	265 lbs.	Irrigated Pasture & full fed (self feeding) Rolled barley. Cattle will eat about 11 lbs. per head per day.
Aug. 15	945 lbs.			Sell Cattle

Production Costs and Yields listed in this leaflet and in others of this series are approximate and not intended to represent any specific ranch nor the average for Placer County.

The Sample Costs are based on a 230 acre operation with 26 acres of irrigated pasture and 200 acres of dry land pasture. Weaned calves averaging 400 lbs. each and purchased Oct. 1st receive dry range pasture and are supplemented with 1 lb. cottonseed meal and $\frac{1}{2}$ lb. rolled barley per day. The calves are gradually changed to $\frac{1}{2}$ lb. cottonseed meal and $1\frac{1}{2}$ lbs. barley by Feb. 1st when good grass should be available. No grain is fed from Feb. 1st until May 1st. The cattle go on good irrigated pasture May 1st at the rate of 3-4 head per acre and are self fed rolled barley until Aug. 15th when they are sold.

Note: Costs of irrigated pasture is taken from "Sample Costs to produce Irrigated Pasture," flood irrigated - Western Placer County.

Sample Costs of Production can help you:

- * Analyze the various enterprises best fitting your farm's resources.
- * Budget for cash operating expenses.

Use the space provided entitled "My Ranch" to compare your operation with the one shown on this leaflet.

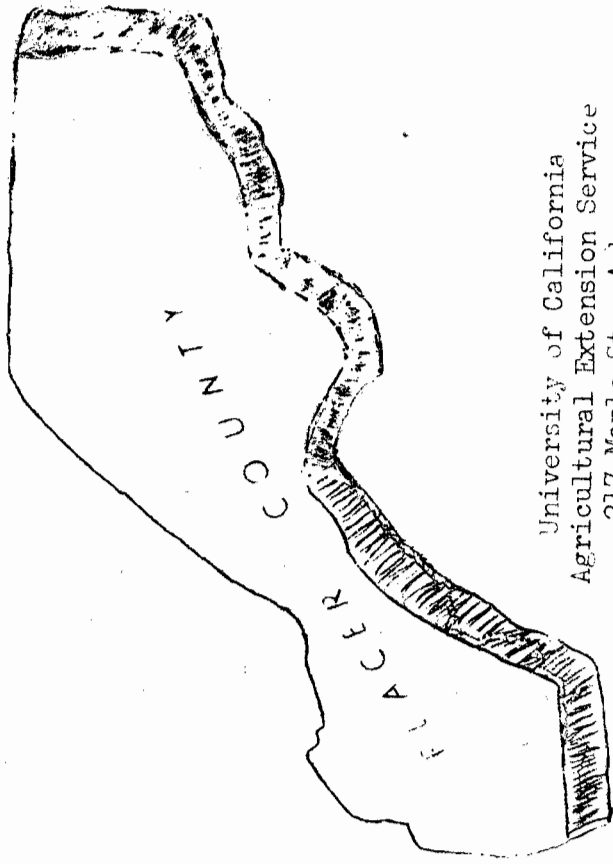
Cooperative Extension Work in Agriculture and Home Economics, College of Agriculture, University of California, and United States Department of Agriculture cooperating. Distributed in furtherance of the Acts of Congress of May 8, and June 30, 1914. George B. Alcorn, Director, California Agricultural Extension Service.

AH Beef

SAMPLE PRODUCTION COSTS

W E A N E R B E E F

S T E E R O P E R A T I O N



University of California
Agricultural Extension Service
217 Maple St., Auburn

STOCKER STEER OPERATION
(225 Beef Stockers)

	Total	Per Steer	Ranch	
			My Per Steer	Total for Steers
Income				
223 Steers - 906 lbs. - 202,038 lbs. @ 22¢	\$ 44,486.36	\$199.32		
Operating Costs				
1. Feeder Cattle 225 @ 600 lbs. 135,000 lbs. @ 24¢	32,400.00	144.00		
2. Fertilizer	450.00	2.00		
Seed for 10 acre pasture	84.00	.37		
3. Water - \$17.00 per acre	1,275.00	5.67		
4. Taxes - 80 acres @ \$5.00	400.00	1.78		
5. Interest Paid				
Cattle - 32,400 @ 6% for 6 months	972.00	4.32		
6. Misc., Vet., repairs, insurance, office, gas, salt, stilbestrol, etc.	675.00	3.00		
Total Cash Operating Costs	36,256.00	161.14		
Depreciation				
1. Fences \$2000.00 @ 5%	100.00	.44		
2. Equipment \$6000.00 @ 6.7%	402.00	1.79		
3. Buildings & Corrals \$2000.00 @ 5%	100.00	.44		
4. Irrigation System \$8000.00 @ 5%	400.00	1.78		
Total Depreciation	1,002.00	4.45		
Total Cost of Production	37,258.00	165.59		
Farm Income*	\$ 7,228.36	\$ 33.73		

*Not including interest on investment & family labor

Production Costs and Yields listed in this leaflet and in others of this series are approximate and not intended to represent any specific ranch nor the averages for Placer or Nevada Counties.

The Sample Costs are based on an 80 acre ranch operation. The 75 acre irrigated pasture yields 12 A.U.M. per acre including one hay cutting and forage grazed. Steers averaging 600 lbs. each and purchased May 1st receive pasture and some pasture hay during the six months pasture season. Steers are sold November 1st.

Steers are figured at .8 animal units. Daily gain per steer is figured at 1.7 lbs. Mortality is figured at 1%.

Water Cost is figured at \$34.00 per miners inch with one miners inch irrigating 2 acres.


Sample Costs of Production can help you:

- * Analyze the various enterprises best fitting your farm's resources.
- * Budget for cash operating expenses.

Use the space provided entitled "My Ranch" to compare your operation with the one shown on this leaflet.

Cooperative Extension Work in Agriculture and Home Economics, College of Agriculture, University of California, and United States Department of Agriculture cooperating. Distributed in furtherance of the Acts of Congress of May 8, and June 30, 1914. George B. Alcorn, Director, California Agricultural Extension Service.

SAMPLE PRODUCTION COSTS



225 STOCKER STEERS

PLACER & NEVADA
COUNTIES

University of California
Agricultural Extension Service
217 Maple Street, Auburn
Memorial Building, Grass Valley